

GENERAL CATALOGUE

2022 /2023

The meeting point
of nature and elegance



Akgun Group of Companies, one of Turkey's largest group, started its industrial breakthrough in 1925 with the production of bricks. Since its establishment, Akgun Group of Companies has invested in industries, which use raw materials related to the soil, and has grown to the present day predominantly in these areas.

The Akgün Group of Companies which is constantly growing and developing with the slogan of "Perfection in all we do", has become the leading companies of their sectors with high design power and using modern technologies in their own fields.

Akgun Group of Companies always encourage its employees in the development of corporate identity and culture, and feels the happiness and pride of managing its investments and employment

Today, Akgün Group exports its products to 45 countries with its 16 factories and 4500 employees. America, Germany, United Kingdom, Belgium, Netherlands, Greece, Bulgaria, neighboring countries, African countries and Middle East region are among the main destinations we export to. With its reputation, brand image, knowledge and experience in markets of Turkey, Akgun Group of Companies has grown in its main business areas and become a major force in contributing to the development of Turkey's economy. Companies of Akgun Group operate in the fields of building materials, automotive, insurance, logistics and petrol.

As Akgun Group of Companies, we are proud of our industrial history since 1925 and we look to the future with strong confidence.

BİLECİK PAZARYERİ

Porcelain Tile and Granite Plant



In 2001 located at Bilecik Pazaryeri, our porcelain tile factory on a land of 800,000 m² with 75,000 m² closed area has been producing porcelain and technical porcelain tiles with "Duratiles" brand over 10,800,000 m² yearly.

ESKİŞEHİR İNÖNÜ

Porcelain Tile Plant



In 2009 started at Eskişehir inonu, our porcelain tile factory on a land of 250,000 m² with 55,000 m² closed area has been producing porcelain tiles with "Duratiles" brand over 9,000,000 m² yearly.

KÜTAHYA GEDİZ

Porcelain Tile Plant



In 2010 located at Kutahya Gediz, on a land of 175,000 m² with 30,000 m² closed area has been producing porcelain and wall tile sets with "Duratiles" brand over 5,500,000 m² yearly capacity.

BİLECİK SÖĞÜT

Porcelain Tile and Granite Plant



Our ceramic factory, sets into operation in Söğüt/Bilecik District in 2012, produces ceramic floor wall tiles, granite and ceramic glazed porcelain tiles with a production capacity of 8,000,000 m² / year on a 25,000 m² closed area located on a 300,000 m² land.

İZMİR KEMALPAŞA

Porcelain Tile and Granite Plant



Our granite ceramic factory, sets into operation in İzmir Kemalpaşa in 2019, has a production capacity of 10.000.000 m² / year on a 40.000 m² closed area located on a land of 75.000 m².

BULGARİSTAN NOVI PAZAR

Porcelain Tile Plant



Our ceramic factory, sets into operation in Novi Pazar, Bulgaria in 2016, produces ceramic floor wall sets and glazed porcelain tiles with a production capacity of 8.000.000 m² / year on a 20.000 m² closed area located on a land of 45.000 m².

index

table of content

| marble

15	ANUBIS	63	NAVAS
17	ARAS	65	NEO ASSOS
19	ARMANI	67	NEO CALACATTA
21	ASTECA	69	NEO MARMO
23	BURGAU	71	NEO ONIX
25	CALACATTA	73	NEO PULPIS
27	CAPITOLINA	75	NILE
29	CARRARA	77	OXIDE
31	DAKOTA ESPEJO	79	PASSION
33	DOLCE	79	PHASELIS
35	DURBAN	81	PIEDMONT
37	EMPIRE	83	PORTORO
39	EMPRADOR MARMI	85	PRAIA
41	EMPRADOR PIONEER	87	PREMIUM MARBLE VISAGE
43	EMPRADOR SHAE	89	RAUSA
45	EVEREST	91	ROUD
47	GIALLO	93	SANTORINI
49	GRABEN	95	SERENDRA
51	LAND	97	SAHARA
53	LUXURY	99	STATUARIO
55	MARMOL	100	TELLUGA
57	MASSA	101	VERENA
59	MOVE	103	TRAVERTINO
61	NAPOLI	104	WHITE LEAF
		105	ZEBRANO

| stone

107	AGELESS
109	BOTTICINO
111	LIMONE
113	LIVINGSTONE
115	SABATINO

| wood

116	ATELIER
117	BANZAI
119	COLORWOOD
120	ELIT
121	ELIWOODI
122	ESSENCE
123	LINWOOD
124	NATURAWOOD
125	NATURALIA
126	OZARK
127	PINEWOOD
128	POCONO
129	ROVERE
130	SERPEGIANTE
132	TECHWOOD
134	VICTUS
135	VOGUE

| concrete

137	AVOLA
139	AZZURO
141	CEMENTINO
143	COZY
145	DENVER
147	DURO
149	FODER
151	GALERIA
153	KEON
155	LOFT
157	MAROON
159	NUVOLA
161	SKY GREY
162	OLYMPIA
163	VENUE
165	URBAN

| durastone 20

169	AMARO
171	ANTAYLA
173	ARGENTO
175	BENET
177	BETON
179	BOTTICINO
181	ENSTONE
183	HMADE
185	MYSTIQUE
187	NORR
189	NUVOLA
191	ORFE PLUS
193	PIETRA
195	PRAIA
197	REVESTO
199	RIVESTIMENTO
201	TERRAZO
203	VOYAGE

index

alphabetical

15	ANUBIS	122	ESSENCE	126	OZARK
107	AGELESS	45	EVEREST	79	PASSION
169	AMORA	149	FODER	79	PHASELIS
171	ANTAYLA	151	GALERIA	81	PIEDMONT
17	ARAS	47	GIALLO	193	PIETRA
173	ARGENTO	49	GRABEN	127	PINEWOOD
19	ARMANI	183	HMADE	128	POCONO
21	ASTECA	153	KEON	83	PORTORO
116	ATELIER	51	LAND	85-195	PRAIA
137	AVOLA	111	LIMONE	87	PREMIUM MARBLE VISAGE
139	AZZURO	123	LINWOOD	89	RAUSA
117	BANZAI	113	LIVINGSTONE	197	REVESTO
175	BENET	155	LOFT	199	RIVESTIMENTO
177	BETON	53	LUXURY	91	ROUD
109-179	BOTTICINO	55	MARMOL	129	ROVERE
23	BURGAU	157	MAROON	115	SABATINO
25	CALACATTA	57	MASSA	97	SAHARA
27	CAPITOLINA	59	MOVE	93	SANTORINI
29	CARRARA	185	MYSTIQUE	95	SERENDRA
141	CEMENTINO	61	NAPOLI	130	SERPEGIANTE
119	COLORWOOD	125	NATURALIA	161	SKY GREY
143	COZY	123	NATURAWOOD	99	STATUARIO
31	DAKOTA ESPEJO	63	NAVAS	132	TECHWOOD
145	DENVER	65	NEO ASSOS	101	TELLUGA
33	DOLCE	67	NEO CALACATTA	201	TERRAZO
35	DURBAN	69	NEO MARMO	103	TRAVERTINO
147	DURO	71	NEO ONIX	165	URBAN
120	ELIT	73	NEO PULPIS	163	VENUE
121	ELIWOODI	75	NILE	101	VERENA
37	EMPIRE	187	NORR	134	VICTUS
39	EMPRADOR MARMI	159-189	NUVOLA	135	VOGUE
41	EMPRADOR PIONEER	162	OLYMPIA	203	VOYAGE
43	EMPRADOR SHAE	191	ORFE PLUS	104	WHITE LEAF
181	ENSTONE	77	OXIDE	105	ZEBRANO

ANUBIS

60x120



ANUBIS Beige /24"x48"



ANUBIS Black /24"x48"



marble

ARAS

60x120




ARAS Brown / 24"x48"



marble

ARMANI

60x120



ARMANI / 24"x48"



marble

ASTECA

60x120



ASTECA / 24"x48"



BOOK
MATCH



BURGAU / 24"x48"



BOOK
MATCH

CALACATTA

30x60 | 60x120



CALACATTA White /24"x48"




CALACATTA Select /12"x24"




CAPITOLINA

60x120



CAPITOLINA Latte /24"x48"



CAPITOLINA Taupe /24"x48"



CARRARA

60x120



CARRARA White /24"x48"



DAKOTA ESPEJO

60x120




DAKOTA ESPEJO / 24"x48"



DOLCE

60x120



DOLCE Gold / 24"x48"



DURBAN


60x120



DURBAN White /24"x48"



DURBAN Grey /24"x48"




DURBAN Anthracite /24"x48"




EMPIRE

30x60




EMPIRE White /12"x24"



EMPIRE Ivory /12"x24"



EMPIRE Grey /12"x24"




EMPIRE Anthracite /12"x24"




EMPRADOR MARMÍ

60x120



EMPRADOR MARMÍ Grey /24"x48"




EMPRADOR MARMÍ Dark /24"x48"



marble

EMPRADOR PIONEER

60x120



EMPRADOR PIONEER Wenge / 24"x48"



EMPRADOR SHAE

60x120



EMPRADOR SHAE Brown /24"x48"




EMPRADOR SHAE Dark /24"x48"




marble

EVEREST

60x120



EVEREST Beige /24"x48"




EVEREST Grey /24"x48"




GIALLO


30x60



GIALLO White /12"x24"




GIALLO Ivory /12"x24"




GIALLO Cream /12"x24"



GIALLO Grey /12"x24"



GIALLO Noce /12"x24"




GIALLO Anthracite /12"x24"




GRABEN

30x60



GRABEN White /12"x24"



GRABEN Bone /12"x24"



GRABEN Grey /12"x24"



LAND

60x120




LAND White /24"x48"



LAND Sand /24"x48"






LUXURY / 24"x48"



marble

MARMOL

60x120



MARMOL Bone /24"x48"



MARMOL Smoke /24"x48"




MARMOL Anthracite /24"x48"




MASSA

60x60 | 60x120



MASSA Ivory /24"x24"



MASSA Ivory /24"x48"



MASSA Grey /24"x24"



MASSA Grey /24"x48"



MASSA Anthracite /24"x24"



MASSA Anthracite /24"x48"



MOVE

60x120



MOVE Grey / 24"x48"



NAPOLI

80x80



NAPOLI Grey /32"x32"



NAPOLI Dark Grey /32"x32"




NAPOLI Black /32"x32"




NAVAS

60x60 | 60x120



NAVAS Ice /24"x24"




NAVAS Light Grey /24"x48"




NAVAS Beige /24"x24"



NAVAS Beige /24"x48"



NAVAS Anthracite /24"x24"



NAVAS Black /24"x48"



NEO ASSOS

60x120



NEO ASSOS Grey /24"x48"



NEO ASSOS Nero /24"x48"



NEO CALACATTA


60x60 | 60x120




NEO CALACATTA Silver /24"x24"



NEO CALACATTA Silver /24"x48"



NEO CALACATTA Gold /24"x24"



NEO CALACATTA Gold /24"x48"



NEO MARMO

60x120



NEO MARMO Crea / 24"x48"



NEO ONIX

60x120




NEO ONIX White /24"x48"



NEO PULPIS

60x120



NEO PULPIS Light /24"x48"



NEO PULPIS Grey /24"x48"




NEO PULPIS Nero /24"x48"



marble

NILE

30x60



NILE Ivory /12"x24"



NILE Light Grey /12"x24"




OXIDE

60x120



OXIDE Anthracite /24"x48"



OXIDE BLUE /24"x48"




marble




PASSION

30x60



PASSION Ivory /12"x24"




PASSION Light Grey /12"x24"



PHASELIS

30x60




PHASELIS /12"x24"



marble

PIEDMONT

30x60 | 60x120



PIEDMONT White /24"x48"




PIEDMONT White /12"x24"



marble

PORTORO

60x120



PORTORO Black / 24"x48"




PRAIA

60x60x20 | 40x80x20 | 60x120




PREMIUM MARBLE VISAGE

60x120



PREMIUM MARBLE VISAGE Gold /24"x48"



PREMIUM MARBLE VISAGE Weiss /24"x48"



PREMIUM MARBLE VISAGE Dark Grey /24"x48"




RAUSA


30x60




RAUSA Ice /12"x24"



RAUSA Cream /12"x24"



RAUSA Taupe /12"x24"



RAUSA Grey /12"x24"



ROUD

60x120



ROUD White /24"x48"



SANTORINI

60x120




SANTORINI Grey /24"x48"



SERENDRA


80x80



SERENDRA Luna /32"x32"
✦ V3 6 FACE 5



SERENDRA Zara /32"x32"
✦ V3 6 FACE 5



SERENDRA Mila /32"x32"
✦ V3 8 FACE 5

marble

SAHARA

60x120



SAHARA White / 24"x48"




STATUARIO

60x120



STATUARIO /24"x48"




STATUARIO Elite /24"x48"



TELLUGA

marble

30x60



TELLUGA White /12"x24"



TELLUGA Grey /12"x24"



marble

VERENA

30x60



VERENA White /12"x24"



VERENA Bone /12"x24"



VERENA Grey /12"x24"



TRAVERTINO

60x120



TRAVERTINO Bone /24"x48"



TRAVERTINO Noce /24"x48"



WHITE LEAF

30x60



WHITE LEAF / 12"x24"




marble

marble



ZEBRANO

30x60




ZEBRANO / 12"x24"



AGELESS

120x120



AGELESS White / 48"x48"



AGELESS Grey / 48"x48"



BOTTICINO

60x60x20 | 60x120



BOTTICINO White /24"x48"



BOTTICINO Grey /24"x48"



BOTTICINO Taupe /24"x48"



LIMONE

60x60



LIMONE Ivory/24"x24"




LIMONE Light Grey/24"x24"



LIVINGSTONE

60x120



LIVINGSTONE Blanco /24"x48"





LIVINGSTONE Vison /24"x48"




SABATINO

60x60



SABATINO Grey/24"x24"



SABATINO Anthracite/24"x24"



ATELIER

wood

15x60



ATELIER Beige /6"x24"



wood

BANZAI

15x90



BANZAI Rigor /6"x36"



COLORWOOD

wood

15x90



COLORWOOD Brown /6" x36"



wood

ELIT

15x60



ELIT /6" x24"



ELIWOODI

wood

15x60



ELIWOODI Smoke /6"x24"



ELIWOODI Wenge /6"x24"



wood

ESSENCE

20x120




ESSENCE Tono /8"x48"



LINEWOOD

60x120



NATURAWOOD

wood

20x120



NATURAWOOD Light /8"x48"




wood

NATURALIA

15x60 | 20x120



NATURALIA Bruno /6"x24"



NATURALIA Miele /8"x48"



OZARK

wood

15x90



OZARK Grey /6"x36"



wood

PINEWOOD

15x90



PINEWOOD Brown /6"x36"



POCONO

wood

15x90



POCONO Oak /6"x36"



wood

ROVERE

15x90



ROVERE Gold /6"x36"



SERPEGIANTE

60x120



SERPEGIANTE Cream /24"x48"



SERPEGIANTE Vison /24"x48"



SERPEGIANTE Noce /24"x48"



wood

TECHWOOD

15x90



TECHWOOD Biondo /6"x36"



VICTUS

wood

15x60



VICTUS Grey /6"x24"




wood

VOGUE

15x90



VOGUE Sabbia /6"x36"



AVOLA

100x100 | 120x120



AVOLA Light Grey /40"x40"
= 10 FACE V3 R₁₀ ! H 7



AVOLA Dark Grey /40"x40"
= 10 FACE V3 R₁₀ ! H 7



AVOLA Vison /40"x40"
= 10 FACE V3 R₁₀ ! H 7

AZZURO

60x60



AZZURO Blue /24"x24"



AZZURO Black /24"x24"



CEMENTINO

60x60




CEMENTINO Grege /24"x24"



CEMENTINO Marrone /24"x24"



CEMENTINO Taupe /24"x24"



CEMENTINO Light Grey /24"x24"



CEMENTINO Dark Grey /24"x24"




CEMENTINO Graphite /24"x24"





COZY

60x60



COZY Beige /24"x24"



COZY Grey /24"x24"



DENVER

60x120



DENVER Weiss /24"x48"



DENVER Clay /24"x48"



DENVER Grey /24"x48"



DURO

120x120



DURO Grey / 48" x 48"
5 FACE V3 R9

DURO Anthracite / 48" x 48"
5 FACE V3 R9

FODER

80x80 | 120x120



FODER White /32"x32"
☑️ = 3 FACE V3 R₉ 🧤 🧢 7



FODER Grey /32"x32"
☑️ = 3 FACE V3 R₉ 🧤 🧢 7



FODER Smoke /32"x32"
☑️ = 3 FACE V3 R₉ 🧤 🧢 7

GALERIA

60x120



GALERIA White /24"x48"



GALERIA Grey /24"x48"



KEON

60x120



KEON White /24"x48"



KEON Grey /24"x48"



LOFT

60x120



LOFT Bone /24"x48"



LOFT Grey /24"x48"



LOFT Anthracite /24"x48"



MAROON

120x120



concrete



NUVOLA

60x60x20 | 60x60



NUVOLA Grey /24"x24"



NUVOLA Taupe /24"x24"



NUVOLA Anthracite /24"x24"



SKY GREY

60x60



SKY GREY Mild / 24''x24''




SKY GREY Dark / 24''x24''



OLYMPIA

60x60



OLYMPIA Beige /24"x24"



OLYMPIA Grey /24"x24"



OLYMPIA Anthracite /24"x24"



OLYMPIA Graphite /24"x24"



stone

stone

VENUE

30x60



VENUE Light Grey /12"x24"




URBAN

60x60 | 80x80 | 100x100 | 120x120 | 60x120 | 90x180



URBAN Ivory /24"x24"



URBAN Cool Grey /24"x24"



URBAN Anthracite /24"x24"



URBAN Grey /24"x24"



URBAN Cenere /24"x24"





Durastone 20

As Duratiles' porcelain tiles collection with original dimensions, Durastone brings together strength with aesthetics with its thickness options of 20 and 30 mm. It adds elegance to porcelain tiles with its indoor and outdoor use, easy application, and extraordinary color, pattern, and texture options.

The Durastone collection, which can be produced in any dimensions and with a thickness of 20 to 30 mm, is suitable for use both in areas with low pedestrian traffic, such as houses, and areas with high pedestrian traffic, such as stores and restaurants and makes a difference through its durability. The collection is resistant to impact, climatic conditions, and breaking and allows you to take heavy steps in areas such as terraces, balconies, swimming pools, sidewalks, subways, airports, train stations, industrial facilities, gardens, and education buildings.

Thanks to designs with different effects such as stone, concrete, and wood, Durastone does not compromise on aesthetics regardless of the conditions. Inspired by the unique textures in nature, these designs are produced using innovative technologies and sustainable methods. As one of the most popular brands in recent years with its different applications, eye-catching designs, and practical use, Durastone adds originality to living spaces.

AMARO 20

60x60x20



AMARO White /24"x24"



AMARO Beige /24"x24"



AMARO Grey /24"x24"



AMARO Anthracite /24"x24"



ANTAYLA 20


60x60x20



ANTAYLA Bone /24"x24"



ANTAYLA Grey /24"x24"



ANTAYLA Brown /24"x24"



ARGENTO 20

40x80x20



ARGENTO Travertino /16"x32"




BENET 20

60x60x20



BENET Grau /24"x24"



BENET Taupe /24"x24"



BETON 20

60x60x20




BETON Grey / 24"x24"



BOTTICINO 20

60x60x20



BOTTICINO White /24"x24"



BOTTICINO Grey /24"x24"



BOTTICINO Natura /24"x24"



BOTTICINO Taupe /24"x24"



ENSTONE 20

60x60x20



ENSTONE Grey /24"x24"



ENSTONE Sabbia /24"x24"



ENSTONE Anthracite /24"x24"



HMADE 20

60x60x20



HMADE Sand /24"x24"



HMADE Grey /24"x24"






HMADE Vison /24"x24"



MYSTIQUE 20

60x60x20



MYSTIQUE Multicolor / 24"x24"



NORR 20

60x60x20



NORR Sand /24"x24"



NORR Grey /24"x24"



NORR Anthracite /24"x24"




NUVOLA 20

60x60x20



NUVOLA Grey /24"x24"



NUVOLA Taupe /24"x24"



NUVOLA Anthracite /24"x24"



ORFE PLUS 20


60x60x20



ORFE PLUS Beige /24"x24"



ORFE PLUS Grey /24"x24"



ORFE PLUS Black /24"x24"



PIETRA 20

60x120x20




PIETRA Anthracite /24"x48"



PRAIA 20

60x60x20




PRAIA Carrara /24"x24"
↓ ↑ ❄️ 6 FACE V3 R₁₀ 👣



PRAIA Crema /24"x24"
↓ ↑ ❄️ V3 👣




PRAIA Grey /24"x24"
↓ ↑ ❄️ 15 FACE V3 R₁₀ 👣




PRAIA Crema /16"x32"
↓ ↑ ❄️ 15 FACE V3 R₁₀ 👣

REVESTO 20

80x80x20 | 100x100x20



REVESTO Grey /32"x32"




REVESTO Anthracite /32"x32"



RIVESTIMENTO 20

60x60x20



RIVESTIMENTO Grey /24"x24"



RIVESTIMENTO Anthracite /24"x24"




TERRAZO 20

60x60x20



TERRAZO Glasier /24"x24"



TERRAZO Gris /24"x24"



VOYAGE 20

60x90x20



VOYAGE Grey /24"x36"



VOYAGE Anthracite /24"x36"



porcelain tile technical charecteristics

Dry Pressed Ceramic Tiles With Water Absorption Eb ≤ %0.5				
Technical Charecteristics		EN 14411 Ek G (Grup Bia) Values	Duratile Declared Values	Test Method
Dimension and Surface Quality	Length and Width	% + 0,6 ve ± 2,0 mm	% 0,4	EN ISO 10545-2
	Thickness	% + 5,0 ve ± 0,5 mm	% 5,0	EN ISO 10545-2
	Straightness of Sides	% + 0,5 ve ± 1,5 mm	% 0,4	EN ISO 10545-2
	Rectangularity	% + 0,5 ve ± 2,0 mm	% 0,3	EN ISO 10545-2
	Surface Flatness	% + 0,5 ve ± 2,0 mm	% 0,4	EN ISO 10545-2
	Surface Quality	A minimum of 95 %of the tiles shall be free from visible defects that would impair the appearance of a major area of tiles		EN ISO 10545-2
Physical Properties	Water Absorption	Eb ≤% 0,5	Max. % 0,5	EN ISO 10545-3
	Breaking Strength	≥ 7,5 mm En az 1300 N < 7,5 mm En az 700 N	≥ 7,5 mm Min. 1300 N < 7,5 mm Min. 700 N	EN ISO 10545-4
	Modulus Of Rupture	Min. 35 N/mm2	Min. 35 N/mm2	EN ISO 10545-4
	Abrasion Resistance	Should Be Declared by The Manufacturer	Class 2 - 3 - 4 - 5	EN ISO 10545-7
	Coefficient of Linear Thermal Expansion	Should Be Declared by The Manufacturer	Test Value For Each Product	EN ISO 10545-8
	Thermal Shock Resistance	Required	Resistant	EN ISO 10545-9
	Moisture Expansion	Should Be Declared by The Manufacturer	Test Value For Each Product	EN ISO 10545-10
	Crazing Resistance	Required	Resistant	EN ISO 10545-11
	Frost Resistance	Required	Resistant	EN ISO 10545-12
	Slip Resistance	Should Be Declared by The Manufacturer	Class R9 - R10 - R11 - R12	CEN/TS 16165
	Bond Resistance	Should Be Declared by The Manufacturer	Test Value For Each Product	EN 12004:2007 A1:2012
	Reaction to Fire	Class A1 or A1 FL	Class A1 or A1 FL	-
	Tactility	Should Be Declared by The Manufacturer	Test Value For Each Product	CEN/TS 15209
	Scratch Hardness (Mohs)	Should Be Declared by The Manufacturer	Test Value For Each Product	EN 101
Chemical Properties	Resistance To Low/High Concentrations Of Acids And Alkalis	Should Be Declared by The Manufacturer	Glazed: GA - GLA - GHA Unglazed: UA - ULA - UHA	EN ISO 10545-13
	Resistance to Household Chemicals And Swimming Pool Salts	Min. Class B	Min. Class B	EN ISO 10545-13
	Resistance To Staining	Min. Class 3	Min. Class 3	EN ISO 10545-14
	Release of Dangerous Substances	Should Be Declared by The Manufacturer	Pb < 0,1 mg/dm2 Cd < 0,01 mg/dm2	EN ISO 10545-15

floor tile technical charecteristics

Dry Pressed Ceramic Tiles With Water Absorption %0,5 < Eb ≤ % 3				
Technical Charecteristics		EN 14411 Ek G (Grup Bia) Values	Duratile Declared Values	Test Method
Dimension and Surface Quality	Length and Width	% + 0,6 ve ± 2,0 mm	% 0,4	EN ISO 10545-2
	Thickness	% + 5,0 ve ± 0,5 mm	% 5,0	EN ISO 10545-2
	Straightness of Sides	% + 0,5 ve ± 1,5 mm	% 0,4	EN ISO 10545-2
	Rectangularity	% + 0,5 ve ± 2,0 mm	% 0,3	EN ISO 10545-2
	Surface Flatness	% + 0,5 ve ± 2,0 mm	% 0,4	EN ISO 10545-2
	Surface Quality	A minimum of 95 %of the tiles shall be free from visible defects that would impair the appearance of a major area of tiles		EN ISO 10545-2
Physical Properties	Water Absorption	% 0,5 < Eb ≤ % 3	Max. % 3,0	EN ISO 10545-3
	Breaking Strength	≥ 7,5 mm Min. 1100 N < 7,5 mm Min. 700 N	≥ 7,5 mm Min. 1100 N < 7,5 mm Min. 700 N	EN ISO 10545-4
	Modulus Of Rupture	En Az 30 N/mm2	Min. 30 N/mm2	EN ISO 10545-4
	Abrasion Resistance	Should Be Declared by The Manufacturer	Class 2 - 3 - 4 - 5	EN ISO 10545-7
	Coefficient of Linear Thermal Expansion	Should Be Declared by The Manufacturer	Test Value For Each Product	EN ISO 10545-8
	Thermal Shock Resistance	Required	Resistant	EN ISO 10545-9
	Moisture Expansion	Should Be Declared by The Manufacturer	Test Value For Each Product	EN ISO 10545-10
	Crazing Resistance	Required	Resistant	EN ISO 10545-11
	Frost Resistance	Required	Resistant	EN ISO 10545-12
	Slip Resistance	Should Be Declared by The Manufacturer	Class R9 - R10 - R11 - R12	CEN/TS 16165
	Bond Resistance	Should Be Declared by The Manufacturer	Test Value For Each Product	EN 12004:2007 A1:2012
	Reaction to Fire	Class A1 or A1 FL	Class A1 or A1 FL	-
	Tactility	Should Be Declared by The Manufacturer	Test Value For Each Product	CEN/TS 15209
	Scratch Hardness (Mohs)	Should Be Declared by The Manufacturer	Test Value For Each Product	EN 101
Chemical Properties	Resistance To Low/High Concentrations Of Acids And Alkalis	Should Be Declared by The Manufacturer	Glazed: GA - GLA - GHA Unglazed: UA - ULA - UHA	EN ISO 10545-13
	Resistance to Household Chemicals And Swimming Pool Salts	Min. Class B	Min. Class B	EN ISO 10545-13
	Resistance To Staining	Min. Class 3	Min. Class 3	EN ISO 10545-14
	Release of Dangerous Substances	Should Be Declared by The Manufacturer	Pb < 0,1 mg/dm2 Cd < 0,01 mg/dm2	EN ISO 10545-15

wall tile technical charecteristics

Dry Pressed Ceramic Tiles With Water Absorption Eb ≤ %10				
Technical Charecteristics		En 14411 (Grup BIII) Values	Duratile Declared Values	Test Method
Dimension and Surface Quality	Length and Width	% + 0,5 ve ± 2,0 mm	% 0,2	EN ISO 10545-2
	Thickness	% + 10 ve ± 0,5 mm	% 10	EN ISO 10545-2
	Straightness of Sides	% + 0,3 ve ± 1,5 mm	% 0,2	EN ISO 10545-2
	Rectangularity	% + 0,5 ve ± 2,0 mm	% 0,2	EN ISO 10545-2
	Surface Flatness	% + 0,5 ve + 2,0 mm % - 0,3 ve - 1,5 mm	% + 0,3 % - 0,2	EN ISO 10545-2
	Surface Quality	A minimum of 95 %of the tiles shall be free from visible defects that would impair the appearance of a major area of tiles.		EN ISO 10545-2
Physical Properties	Water Absorption	Eb ≤% 10	Max. % 10	EN ISO 10545-3
	Breaking Strength	≥ 7,5 mm Min. 600 N < 7,5 mm Min. 200 N	≥ 7,5 mm Min. 600 N < 7,5 mm Min. 250 N	EN ISO 10545-4
	Modulus Of Rupture	≥ 7,5 mm Min. 12 N/mm2 < 7,5 mm Min. 15 N/mm2	≥ 7,5 mm Min. 12 N/mm2 < 7,5 mm Min. 15 N/mm2	EN ISO 10545-4
	Abrasion Resistance	Should Be Declared by The Manufacturer	Not Aplicable	EN ISO 10545-7
	Coefficient of Linear Thermal Expansion	Should Be Declared by The Manufacturer	Test Value For Each Product	EN ISO 10545-8
	Thermal Shock Resistance	Required	Resistant	EN ISO 10545-9
	Moisture Expansion	Should Be Declared by The Manufacturer	Test Value For Each Product	EN ISO 10545-10
	Crazing Resistance	Required	Resistant	EN ISO 10545-11
	Frost Resistance	Required	Resistant	EN ISO 10545-12
	Slip Resistance	Should Be Declared by The Manufacturer	Not Aplicable	CEN/TS 16165
	Bond Resistance	Should Be Declared by The Manufacturer	Test Value For Each Product	EN 12004:2007 A1:2012
	Reaction to Fire	Class A1 or A1 FL	Class A1 or A1 FL	-
	Tactility	Should Be Declared by The Manufacturer	Test Value For Each Product	CEN/TS 15209
	Scratch Hardness (Mohs)	Should Be Declared by The Manufacturer	Not Aplicable	EN 101
Chemical Properties	Resistance To Low/High Concentrations Of Acids And Alkalis	Should Be Declared by The Manufacturer	Glazed: GA - GLA - GHA Unglazed: UA - ULA - UHA	EN ISO 10545-13
	Resistance to Household Chemicals And Swimming Pool Salts	Min. Class B	Min. Class B	EN ISO 10545-13
	Resistance To Staining	Min. Class 3	Min. Class 3	EN ISO 10545-14
	Release of Dangerous Substances	Should Be Declared by The Manufacturer	Pb < 0,1 mg/dm2 Cd < 0,01 mg/dm2	EN ISO 10545-15



packing details / tiles

Product Types	Dimensions	Box			Pallet				
		Pieces	sqm	Kg	Box	sqm	Kg	Pieces	Dimensions
Porcelain Tiles	30x60	8	1.44	28.00	32	46.08	916	256	80x120x77
	30x60x0,7	8	1.44	23.00	48	69.12	1124	384	80x120x77
	40x40	10	1.60	26.00	48	76.80	1268	480	80x120x97
	60x60	4	1.44	30.00	30	43.20	920	120	80x120x77
	60x60x0,7	4	1.44	23.50	40	57.60	960	160	80x120x77
	80x80	2	1.28	28.00	42	53.76	1196	84	80x120x96
	100x100	2	2.00	48.00	24	48.00	1172	48	74x110x115
	100x100x0,7	2	2.00	34.00	30	60.00	1040	60	110x115x80
	60x120	2	1.44	29.50	36	51.84	1082	72	90x125x76
	60x120x0,7	3	2.16	34.00	32	69.12	1113	96	90x125x76
	120x120	1	1.44	36.00	38	54.72	1418	38	123x148x70
	30x180	1	0.54	13.50	114	61.56	1589	114	100x196x71
	90x180	1	1.62	40.50	38	61.56	1589	38	100x196x71
	33x33	13	1.42	23.50	50	71.00	1195	650	80x120x82
	45x45	7	1.42	26.00	68	96.56	1750	476	80x120x106
	45x45(Rölyefli)	6	1.22	23.00	68	82.96	1584	408	80x120x106
	15x60	14	1.26	24.50	40	50.40	1000	560	80x120x70
	15x90	9	1.22	25.70	36	43.92	950	324	98x120x55
	20x120	6	1.44	33.00	28	40.32	910	168	96x127x60
Wall Tiles	30x60 (Rölyefli)	9	1.62	27.00	32	51.84	900	288	80x120x74
	30x60	9	1.62	26.30	32	51.84	862	288	80x120x77
	40x120	3	1.44	27.00	23	33.12	700	69	96x127x54
	30x75	8	1.8	30.50	28	50.4	900	224	80x120x74

packing details / durastone 20

Ebat / Size (cm)	Kalınlık / Thickness (mm)	Palet Ebadı / Palette Size (cm)	Kutudaki Adet Pieces in Box	Kutu Ağırlığı / Box weight (kg)	Kutu / Box (m²)	Palet / Palette (m²)	Palet Kutu Adet / Pallet box pieces	Palet Ağırlığı / Pallet Weight (kg)
60x120 Rektifiyeli Rectified	20	71x131	1	30,6	0,72	15,12	21	680

Ebat / Size (cm)	Kalınlık / Thickness (mm)	Palet Ebadı / Palette Size (cm)	Kutudaki Adet Pieces in Box	Kutu Ağırlığı / Box weight (kg)	Kutu / Box (m²)	Palet / Palette (m²)	Palet Kutu Adet / Pallet box pieces	Palet Ağırlığı / Pallet Weight (kg)
80x80 Rektifiyeli Rectified	20	80x120	1	27,2	0,64	28,80	45	1,240

Ebat / Size (cm)	Kalınlık / Thickness (mm)	Palet Ebadı / Palette Size (cm)	Kutudaki Adet Pieces in Box	Kutu Ağırlığı / Box weight (kg)	Kutu / Box (m²)	Palet / Palette (m²)	Palet Kutu Adet / Pallet box pieces	Palet Ağırlığı / Pallet Weight (kg)
40x80 Rektifiyeli Rectified	20	80x120	2	27,2	0,64	15,36	24	680

Ebat / Size (cm)	Kalınlık / Thickness (mm)	Palet Ebadı / Palette Size (cm)	Kutudaki Adet Pieces in Box	Kutu Ağırlığı / Box weight (kg)	Kutu / Box (m²)	Palet / Palette (m²)	Palet Kutu Adet / Pallet box pieces	Palet Ağırlığı / Pallet Weight (kg)
60x60 Rektifiyeli Rectified	20	80x120	2	32,7	0,72	21,60	30	1,005
60x60 Rektifiyeksiz Non Rectified	20	80x120	2	33,1	0,72	21,60	30	1,020

Ebat / Size (cm)	Kalınlık / Thickness (mm)	Palet Ebadı / Palette Size (cm)	Kutudaki Adet Pieces in Box	Kutu Ağırlığı / Box weight (kg)	Kutu / Box (m²)	Palet / Palette (m²)	Palet Kutu Adet / Pallet box pieces	Palet Ağırlığı / Pallet Weight (kg)
40x60 Rektifiyeli Rectified	20	80x120	2	20,5	0,48	32,64	68	1,430

Ebat / Size (cm)	Kalınlık / Thickness (mm)	Palet Ebadı / Palette Size (cm)	Kutudaki Adet Pieces in Box	Kutu Ağırlığı / Box weight (kg)	Kutu / Box (m²)	Palet / Palette (m²)	Palet Kutu Adet / Pallet box pieces	Palet Ağırlığı / Pallet Weight (kg)
40x80 Rektifiyeli Rectified	20	80x120	4	28,5	0,64	32,00	50	1,445
40x80 Rektifiyeksiz Non Rectified	20	80x120	4	29,8	0,64	32,00	50	1,505

Ebat / Size (cm)	Kalınlık / Thickness (mm)	Palet Ebadı / Palette Size (cm)	Kutudaki Adet Pieces in Box	Kutu Ağırlığı / Box weight (kg)	Kutu / Box (m²)	Palet / Palette (m²)	Palet Kutu Adet / Pallet box pieces	Palet Ağırlığı / Pallet Weight (kg)
20x120	20	75x125	2	21,5	0,48	23,04	48	1,062
30x120	20	75x125	2	32	0,72	23,04	32	1,054
40x120	20	90x125	2	43	0,96	19,20	20	890
100x100	20	110x115	1	46	1	24,00	24	1,139

Ebat / Size (cm)	Adet / Kutu Pieces / Box	Kutu / Box (m²)	Kutu Ağırlığı / Box weight (kg)	Palet Kutu Adet / Pallet box pieces	Palet / Palette (m²)	Palet Ağırlığı / Pallet Weight (kg)
60x90x20	1	0,54	26	48	25,92	1,200
60x90x20	1	0,54	26	44	23,76	1,100

contact

Head Office

Akgün Plaza Küçükyalı Aydınevler Mah. Sanayi Cad. No:26 Maltepe / İstanbul

T: +90 (216) 574 88 40 F: +90 (216) 574 88 46

Factories

Akgün Seramik San.ve Tic.A.Ş.

Franlar Köyü Mevkii Pazaryeri / Bilecik

T: +90 (228) 381 41 41 F: +90 (228) 381 41 48

Veli Akgün İnşaat Seramik San.ve Tic.Ltd.Şti.

Bozüyük Kütahya Karayolu 22.Km Kümbet Mevkii İnönü / Eskişehir

T: +90 (222) 595 70 01 F: +90 (222) 595 71 38

Veli Akgün İnşaat Seramik San. ve Tic. Ltd. Şti.

Kemalpaşa OSB Mah. 515 Sk. No:3/1 Kemalpaşa / İZMİR

T: +90 (232) 878 35 20

Veli Akgün İnşaat Seramik San.ve Tic.Ltd.Şti.

Gediz Organize Sanayi Bölgesi 101. Cadde No.2 Gediz / Kütahya

T: +90 (274) 457 50 03 F: +90 (274) 457 52 33

Akgün Toprak San.İnşaat.ve Tic.A.Ş.

Oluklu Köyü Söğüt / Bilecik

T: +90 (228) 368 00 20 F: +90 (228) 368 00 25

Duratiles BG

Tasar Osvobaditel Str.43 Novi Pazar / BULGARIA

T: .+359 537 22 100 F: +359 537 22 120



duratiles.com

duratiles.com

